

MD-C 360i/6 mini

Item number **GTIN**
 EP10425851 4015120425851



Technical data

GENERAL	
Device category	Ceiling-mounted motion detector
Included in delivery	includes lens mask, spring installation clips, clamping installation ring
Product information	Please note the Explanation of circuit breaker in the download area of the product! Mounting position: Keep a safe distance of 5 m from radio antennas (e.g. WiFi access points).
User interface	IR remote control
Remote controllable	✓
Conformity	CE, EAC, RoHS, WEEE
Product-specific information	Configuration via ESY-app (ESY-Pen required!) or IR remote control possible.
Warranty	5 years
ATTACHMENT	
Installation type	Recessed mounting
Installation position	Ceiling
Installation dimension	Installation depth: 36 mm, Ø 20 mm
Type of connection	Open end
Length of cable	0,2 m
HOUSING	
Dimensions	Height/Depth 47 mm, Ø 25 mm
Weight	33 g
Material	UV-stabilised PE
Protection type	IP65
Permissible ambient temperature	-25 °C... +50 °C
Relative humidity	5 - 93 %, non-condensing
Colour	opal matt



Product description

- Mini motion detector with **360° field of detection** for recessed ceiling and wall mounting
- **range of up to 6 m** across for use in small rooms, passageways, toilets, small offices or hallways with very little or no natural lighting
- Default settings ensure immediate operability

Offers special product features such as:

- Simple parameterisation, remote control and documentation with ESY-Pen and ESY-App

ELECTRICAL VERSION	
Control system	ON/OFF
Protection class	II
Nominal voltage	230 V AC / 50 Hz
In-rush current	5 A / 20 ms
Power consumption	0,2 W
SENSORS	
Detection angle	360°
Detection range diagonally	Ø 6 m
Detection range head-on	Ø 2 m
Field of detection	up to 28 m ²
Recommended installation height	3 m
Max. mounting height	5 m
Light measurement	mixed light
Level of brightness	5 - 2000 lx

CHANNELS (LIGHTING / HVAC)	
Number of light channels	1
Push button input HVAC	-
Number of parallel switchable detectors	10
Slave input	-
Mode	Fully automatic
Switching delay from "dark to light"	0 s
Switching delay from "light to dark"	30 s
Constant light control	-
Channel	C1 Lighting
Function	Switching
Switching capacity	230 V/50 Hz

MD-C 360i/6 mini

Item number	GTIN
EP10425851	4015120425851

	690 W/3 A (cos phi = 1) 345 VA/1,5 A (cos phi = 0,5)
Switch contact	make contact / non-floating

Push button input	-
Impulse mode	✓
Switch-off delay time	60 s...15 min (adjustable in steps)

Factory settings

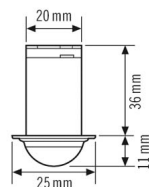
GENERAL	
Sensitivity	100 %
CHANNELS (LIGHTING / HVAC)	
Channel	C1 Lighting

Operating mode	fully automatic
Level of brightness/switching threshold	100 lx
Switch-off delay time	5 min

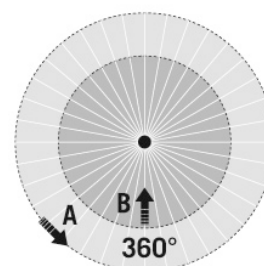
Accessories

Product designation	Item number	Product description	GTIN
Adapter			
COMPACT MINI SPOTLIGHT ADAPTER 51/20	EP10426384	Adapter for COMPACT MINI (6 m) series for installing motion and presence detectors in spotlights (illuminant size QR-CBC51-Ø 51 mm) with retaining ring	4015120426384
Electrical accessories			
FILTER 230 V	EP10426988	Filter for suppression of inductive loads, such as relays, contactors, fluorescent lamps and transformers	4015120426988
Remote control			
ESY-Pen	EP10425356	ESY-Pen and ESY-App, two tools for every task: (1) Parameterisation, (2) remote control, (3) light measurement, (4) project management	4015120425356
REMOTE CONTROL MDi/PDi	EM10425509	IR remote control for presence detectors and motion detectors	4015120425509

Dimension drawing



Field of detections



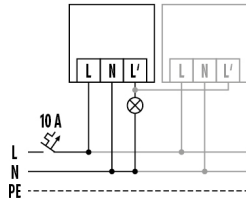
Detection range

Diagonally (A)	Ø 6 m
Frontal (B)	Ø 2 m

MD-C 360i/6 mini

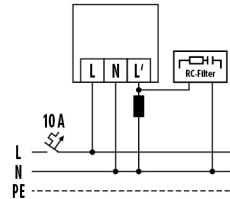
Item number **GTIN**
 EP10425851 4015120425851

Circuit diagram



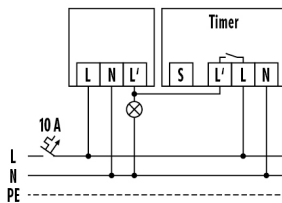
Standard operation with optional parallel wiring of max. eight motion detectors.

Circuit diagram



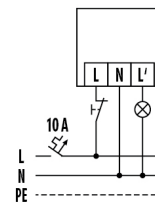
An RC filter (A) may be required when connecting inductors (e.g. relays, contactors, ballasts).

Circuit diagram



Standard operation with automatic stairwell light.

Circuit diagram



Standard operation with the additional possibility of switching on by hand.

Detailed product description

- Mini motion detector with **360° field of detection** for recessed ceiling and wall mounting for demand-responsive lighting control and therefore noticeable energy cost reductions
- **range of up to 6 m** across for use in small rooms, passageways, toilets, small offices or hallways with very little or no natural lighting
- Default settings ensure immediate operability
- Simple programming using remote control
- Extension of the field of detection with parallel connection of max. 5 detectors
- Small, compact design for an installation hole size of just 20 mm in diameter
- IP 65 version for use particularly in damp rooms
- Fixed cable, 20 cm long
- New universal ESYLUX fastening technology for quick installation in ceilings, brand switch frames, lights, recessed boxes and cupboards, for example
- Recessed ceiling mounting possible in suspended ceilings with supplied spring clips or clamping ring
- Compatible with brand switches if mounted in a wall with supplied clamping ring
- Targeted masking out of areas by means of an enclosed lens mask